
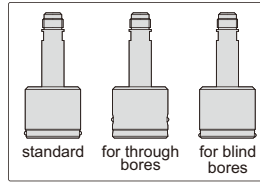
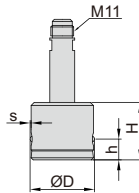
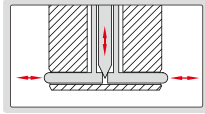


# BORE PLUG GAGES



principle of measurement



## SPECIFICATION OF PROBE

		(mm)								
Range		2-3	3.1-4	4.1-6	6.1-9	9.1-12	12.1-20	20.1-40	40.1-60	60.1-130
Travel of point (s)		0.15	0.15	0.15	0.2	0.2	0.2	0.2	0.2	0.2
Height of point (h)	standard	1	1.5	1.5	2.5	2.5	2.5	3.5	3.5	4
	for through bores	—	6	6	6	10	10	10	10	10
	for blind bores	0.7	1	1	1	1	1	1.2	1.2	1.2
Height of probe (H)		17.5	26	10	15	15	15	20	28	33
Repeatability		0.001	0.001	0.001	0.0005	0.0005	0.0005	0.0005	0.0005	0.001

## PROBE

Code	Type
4653-A□□□□	standard, non chrome plated
4653-B□□□□	for through bores, non chrome plated
4653-C□□□□	for blind bores, non chrome plated
4653-D□□□□	standard, chrome plated
4653-E□□□□	for through bores, chrome plated
4653-F□□□□	for blind bores, chrome plated



## HANDLE

Code	Length (L)	Retraction
4653-150	45	without
4653-1105	105	without
4653-1235	235	without
4653-H70	70	with



Ordering examples:

Code	Type	Range
4653-A30D6H7*	standard, non chrome plated	30.6H7
4653-E18D2H8*	for through bores, chrome plated	18.2H8

\* "D" stands for " . "

## DEPTH STOP

Code	Applicable for probe
4653-G□□□□	3.0-60mm



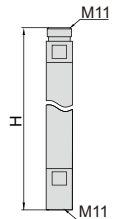
set measuring depth

Ordering example:

Code	Applicable for probe
4653-G22H7	22H7

## EXTENSION ROD FOR HANDLE

Code	Length (H)
4653-R50	50mm
4653-R100	100mm
4653-R250	250mm
4653-R500	500mm



## SETTING RING

Code
6312-□□□□□

