
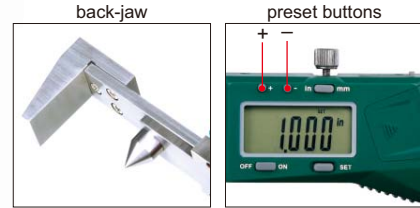


ELECTRONIC BACK-JAW EDGE TO CENTER CALIPER

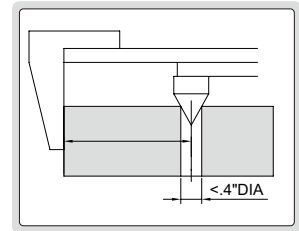
DATA
OUTPUT



1524-300E



- Measure edge to hole center distance
- Resolution: .0005"/0.01mm
- Buttons: on/off, set, inch/mm, preset (+, -)
- Automatic power off, move the digital unit to turn on power
- Battery CR2032
- Data output
- Made of stainless steel
- Optional accessory: data output cable
(part no. 7306-20, 7302-SPC5A/SPC5B, 7305-SPC2A)



Part No.	Range	Accuracy	L
1524-300E	.2-12"/5.5-300mm	±.0039"	16.142"

