



ISP-Z3015



ISP-A1000E

digital readout of **ISP-A1000E**

- touch buttons
- USB data output to Excel
- show diagram







software flash disk
(included, only for **ISP-A1000E**)


OPTIONAL ACCESSORY




lens




rotary table
(glass plate diameter 100mm)



overlay chart (protractor with 1°
graduation, radius with 1mm increment)



holder with clamp




swivel center support




V-block set



50mm reading scale
(check magnification accuracy)



300mm calibration scale (check
magnification accuracy together
with 50mm reading scale or
calibrate measuring accuracy)



green/yellow filter


















demo sample



printer (only for **ISP-A1000E**)

SPECIFICATION

| Code | | ISP-Z3015 | ISP-A1000E | | | |
|---|----------------------------|---|---|--|---|---|
| Edge detector | | not included | included | | | |
| Lens | magnification | 10X (included) | 20X (optional) | 50X (optional) | 100X (optional) | |
| | view field | Ø30mm | Ø15mm | Ø6mm | Ø3mm | |
| | working distance | 77.7mm | 44.3mm | 38.4mm | 25.3mm | |
| Max. workpiece height | | 90mm | 90mm | 90mm | 90mm | |
| Magnification accuracy | | ±0.08% | | | | |
| Image | | erect image | | | | |
| Projector screen | | diameter: Ø300mm | | | | |
| | | rotation range: 0°~360°, resolution: 1" or 0.01° | | | | |
| | | reference lines: cross-hairs | | | | |
| Stage | metal stage size | 340×152mm | | | | |
| | glass stage size | 196×96mm | | | | |
| | X-Y stage travel | range: 150×50mm | | | | |
| | | resolution: 0.5µm | | | | |
| | Z (focus) travel range | accuracy: (4+L/25)µm L is the measuring length in mm | | | | |
| max. load capacity | 90mm | | | | | |
| max. load capacity | | 4kg | | | | |
| Illumination | | contour illumination: 24V/150W halogen lamp, brightness is adjustable | | | | |
| | | surface illumination: 24V/150W halogen lamp | | | | |
| Data processing unit | display | X-Y stage travel, screen rotation | | | | |
| | output | RS232C | | RS232C, USB (data output to Excel) | | |
| | function |  | measure coordinate of point | |  | measure coordinate of point |
| | |  | measure coordinate of line | |  | measure coordinate of line |
| | |  | measure center coordinate, radius of circle with three points | |  | measure center coordinate, radius of circle with three points |
|  | | measure distance between two objects | |  | measure distance between two objects | |
|  | | measure angle with four points or two lines | |  | measure angle with four points or two lines | |
|  | | set origin of coordinate | |  | coordinate transform | |
|  | | coordinate transform | |  | choose measurement object automatically according to the selective point and display the result | |
|  | set midpoint of coordinate | | | | | |
| advanced function | | — | | programming for batch measurements | | |
| Power supply | | 220V, 50/60Hz | | | | |
| Dimension (L×W×H) | | 550×770×1100mm | | | | |
| Net weight | | 135kg | | | | |

STANDARD DELIVERY

| | |
|---|-------|
| Main unit | 1 pc |
| 10X lens with half-reflection mirror and oblique illuminator mirror | 1 pc |
| Overlay chart clip | 4 pcs |
| Foot-switch | 1 pc |
| Anti-dust cover | 1 pc |
| Blue filter | 1 pc |
| Software (only for ISP-A1000E) and USB cable | 1 pc |

OPTIONAL ACCESSORY

| | |
|---|--------------------|
| 20X lens with half-reflection mirror and oblique illuminator mirror | ISP-A1000-LENS20X |
| 50X lens with half-reflection mirror | ISP-A1000-LENS50X |
| 100X lens with half-reflection mirror | ISP-A1000-LENS100X |
| Rotary table | ISP-A1000-TABLE |
| Overlay chart | ISP-A1000-CHART |
| Holder with clamp | ISP-A1000-HOLDER |
| Swivel center support | ISP-A1000-SUPPORT |

| | |
|-------------------------------|---------------------|
| V-block set | 6896-12 |
| 50mm reading scale | ISP-A1000-SCALE50 |
| 300mm calibration scale | ISP-A1000-RULE |
| Green filter | ISP-A1000-GR-FILTER |
| Yellow filter | ISP-A1000-YE-FILTER |
| Demo sample | ISP-A1000-DEMO |
| Printer (only for ISP-A1000E) | ISP-A1000-PRINTER |