

# CABLE FOR DIGITAL INDICATORS AND MULTI CHANNEL INTERFACE BOX



application

out of lower tolerance (red)    out of upper tolerance (red)    within tolerance (green)    within tolerance (green)    real time reading    set zero


collect data




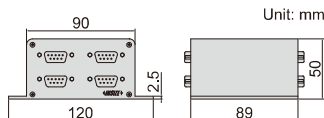
software CD (included)



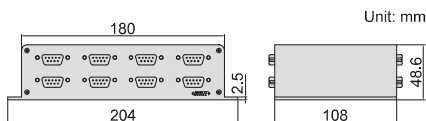
cable of digital indicators  
7309-C01M



4-channel interface box  
7107-1



8-channel interface box  
7107-2



- Interface boxes are supplied with software. In the software, it is possible to set tolerance of each channel and show judgment (red when out of tolerance, green when within tolerance), set zero, collect data manually or automatically (time is adjustable), output data to Excel, print report.
- Connection box (code: **7107-3**) is needed to connect interface boxes, when two or more interface boxes are used. Maximum 4 interface boxes can be connected.

## CABLE SPECIFICATION

Code	Description	Plug to product	Socket on product	Applicable product
7309-C01M*	cable of digital indicator (length 2 m)			2112, 2114, 2115, 2116 and 2501 series digital indicators 2103 and 2104 series digital indicators

\* Long press transmission button or foot switch to zero the digital indicators

## INTERFACE BOX SPECIFICATION

Code	7107-1	7107-2
Quantity of digital indicators to be connected	4 pcs	8 pcs
Data output	RS232 and RS485	
Power supply	DC 9~24V	

## CONNECTION BOX (OPTIONAL) SPECIFICATION

Code	7107-3
Quantity of interface boxes to be connected	4 pcs (maximum 4 interface boxes can be connected)
Data output	RS232 and RS485
Power supply	DC 9~24V